

Actual Photo

High Power LED

Introducing LED replacement lamps for 1ft', 2ft', 3ft', 4ft' and 5ft' T8/T12 fluorescent lamps.



Standard T8 Bi-Pin



Features:

- built-in driver
- well designed heat sink
- 5,500~6000k
- 50,000 hrs life
- 1 year warranty
- energy saving
- contains no mercury

Specifications

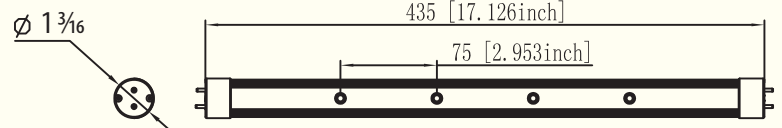
Lamp Base: bi-pin connectors	LED Source: CREE XR-E, Q4
Diameter: 1 3/16"	LED Rated Wattage: see drawings
Construction: Aluminum body (heat sink)	LED Operating Voltage: 3.5v
Linear Operating Temp.: 30° C	LED Amperage: 350 mA
Input Voltage: 120V, 50/60 Hz	Lumen Maintainance: 70% at 50,000 hrs.

Not for use of electronic ballast

Dimensions & Data Sheet

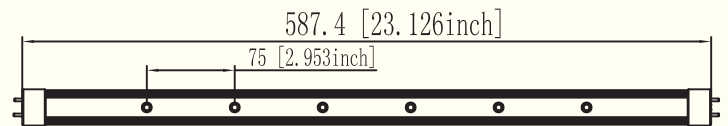
LT8-C4

Rated Wattage: 6.3W
Replaces: F15 / T8
Lumen Output: 400 lm



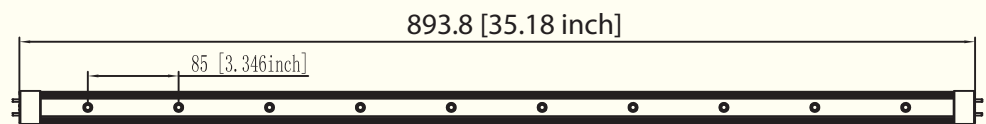
LT8-C6

Rated Wattage: 8.5W
Replaces: F20 / T12
Lumen Output: 600 lm




LT8-C10

Rated Wattage: 14.5W
Replaces: F25 / T8
Lumen Output: 1000 lm



LT8-C12

Rated Wattage: 17W
Replaces: F32 / T8
Lumen Output: 1200 lm



LT8-C14

Rated Wattage: 19.5W
Replaces: F40 / T8
Lumen Output: 1400 lm

